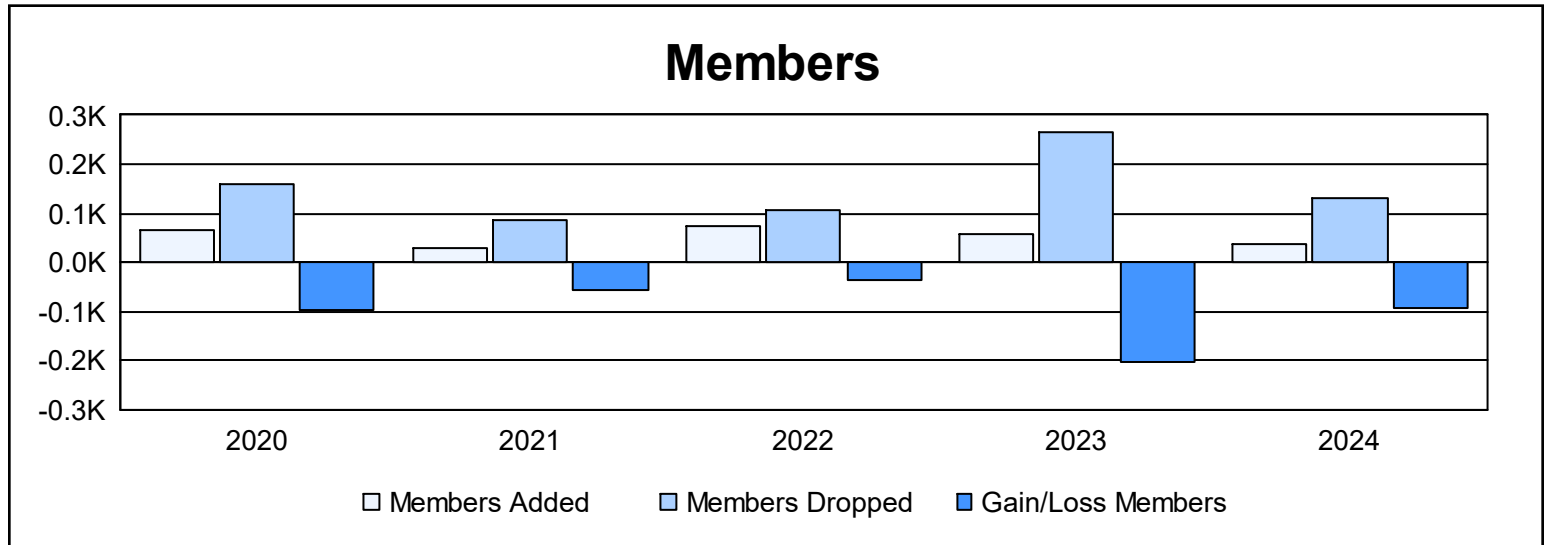
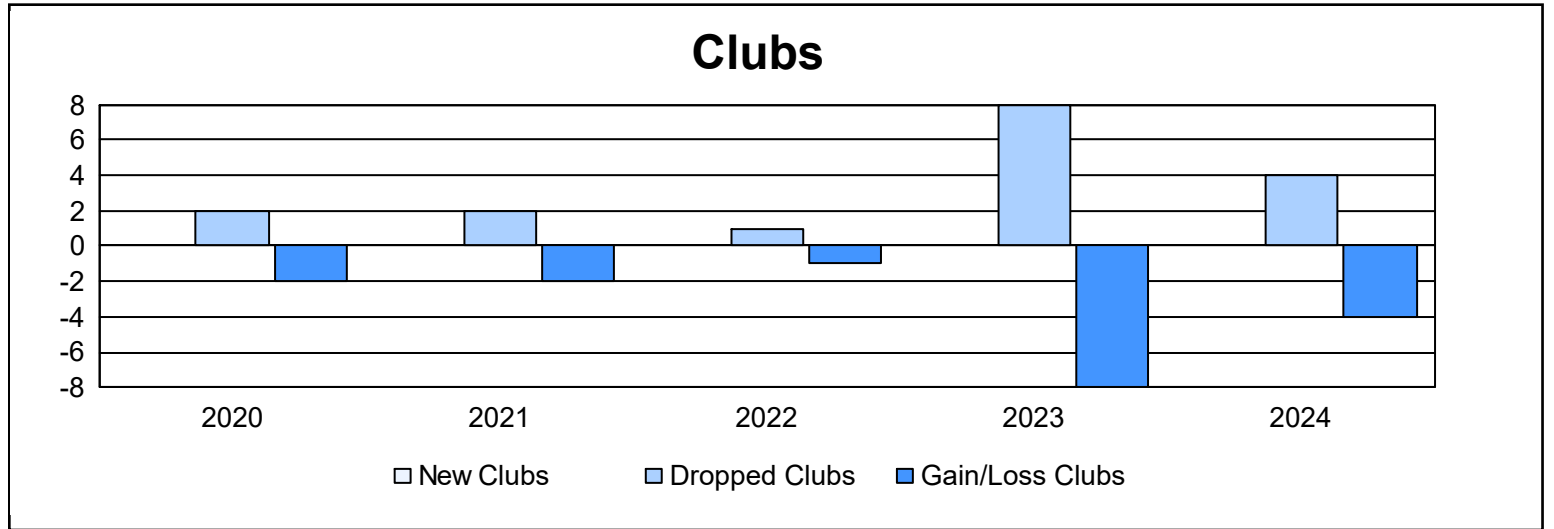
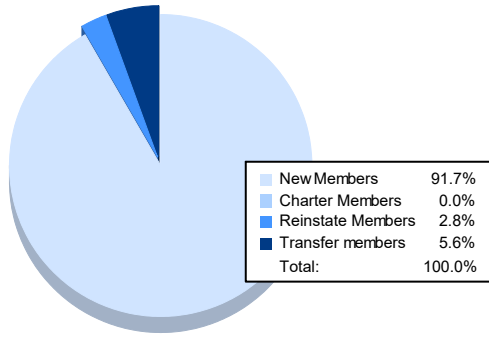


Year	New Clubs	Dropped Clubs	Gain/ Loss Clubs	New Members	Charter Members	Reinstate Members	Transfer Members	Total Member Added	Total Members Dropped	Gain/ Loss Members
2019-2020	0	2	-2	55	1	4	4	64	160	-96
2020-2021	0	2	-2	26	0	2	1	29	85	-56
2021-2022	0	1	-1	68	0	3	1	72	107	-35
2022-2023	0	8	-8	56	2	0	1	59	264	-205
2023-2024	0	4	-4	33	0	1	2	36	129	-93
<b>Average</b>	<b>0</b>	<b>3</b>	<b>-3</b>	<b>48</b>	<b>1</b>	<b>2</b>	<b>2</b>	<b>52</b>	<b>149</b>	<b>-97</b>



### Membership Composition June 2024 Cumulative



### Gender Composition June 2024 Cumulative

